



NEW

MC305C-5

SPIDER CRANE

Crane Capacity
2.98t × 2.5m

Max. working radius
12.16m × 0.26t

Max. Lifting Height
12.52m

Enhanced Functionality and Superior Safety

Technology In Motion

- Crane / Outrigger Interlock System
- Programmable Moment Limiter
- Multi Outrigger Mode
- Digital Feedback Remote Control
- 4 Fall / 2 Fall Hook Block
- EU Stage V Compliant Engine
- Available with Seacher Hooks

With 850kg Searcher Hook (option)



1.5t Searcher Hook (option)



Multi Outrigger Mode



Working Range Setting for Slew Restriction



Proportional Radio Remote Control



Front Camera & LED Light



Electric Motor Power (option)

Specifications

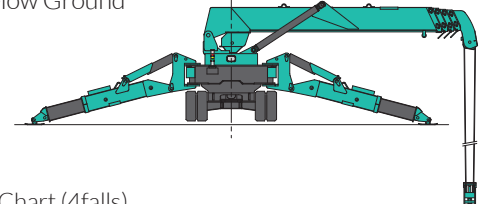
Model		MC305CWM(E)-5
Crane capacity		2.98t x 2.5m
Max. working radius		12.16m x 0.26t
Max. lifting height (on the ground)		12.52m
Max. lifting height (underground)		-16.09m (4 falls)
Winch system	Hook speed	13.5m/min (4 layers, 4 falls)
	Hoist wire rope	IWRC 6 x WS(26) φ8 x 73m
Telescoping system	Type	Fully automatic 5-section pentagonal telescopic boom
	Boom length	3.695 ~ 12.485m
	Boom telescoping stroke / time	8.79m / 26sec
Boom hoist system	Hoist angle / time	0~80deg / 14.5sec
Slewing system	swing angle / time	360deg / 2.4rpm
Outrigger system	Type	Extended Hydraulic cylinder direct acting Setting up Hydraulic cylinder direct acting
	Max. extended width (outer dims)	(Lateral) 5,170mm x (Front) 4,808mm x (Rear) 4,704mm
Travel system	Type	Hydraulic motor driven , stepless speed changer
	Travel speed	0 ~ 2.8km/h
	Gradability	23deg
	Crawler ground length x width	1,115mm x 300mm
	Ground pressure	58.2kpa [0.59kgf/cm ²] (60.2kpa [0.61kgf/cm ²] with electric motor)
Engine	Model	YANMAR 3TNV80F-SNMB
	Displacement	1.266L [1,266cc]
	Rated output	15.2kw/2500min ⁻¹ [20.7PS/2500rpm]
	Starting method	Electric starting
	Fuel / Fuel tank capacity	Diesel / 40.0L
Motor (MC305CWME-5)	Motor type	Totally enclosed fan-cooled motor 5.5kw, 3-Phase, 380V
	Starting system	Inverter system (30Hz-60Hz)
Remote control system	Type	Paddle type proportional radio remote controller
	Micro / High speed mode	Available
	Load display for transmitter	Available
	Outrigger operation	Available
Overall length x width x height		4,110mm x 1,280mm x 1,695mm
Machine weight		3,970kg (4,110kg with electric motor)
Safety device	Overwind protection, Load indicator, Hydraulic safety valve, Wire rope latch, Level, Machine body inclination alarm, EMO switch, Travel lock lever, Crane/Outrigger interlock device, Moment limiter, Rotary lamp, Front camera, Slew restriction system, Anti-Interference device	
Options	White rubber track, Single fall hook, Protection roll bar, Searcher hooks (850kg & 1,500kg)	

Rated Total Load Chart (4falls)

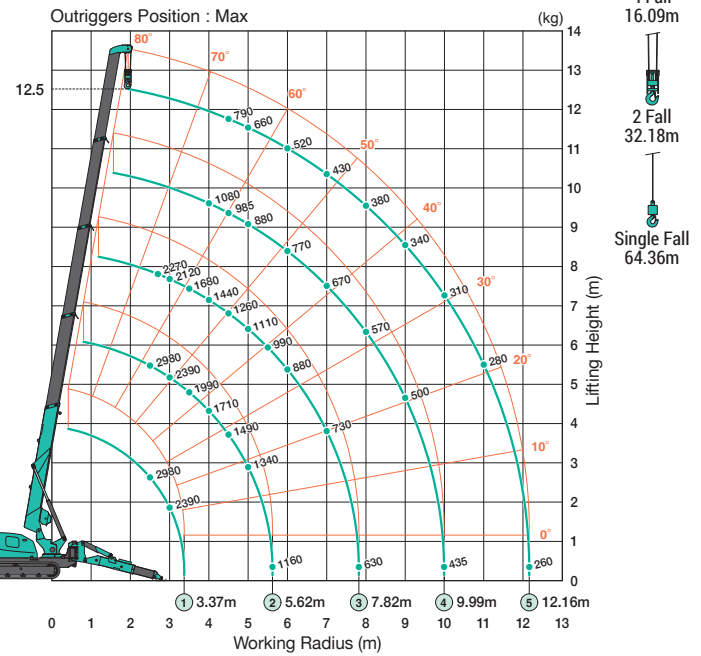
Outrigger extended to maximum							
3.695m / 5.945m Boom		8.145m Boom		10.315m Boom		12.485m Boom	
Working radius(m)	Rated total load(kg)	Working radius(m)	Rated total load(kg)	Working radius(m)	Rated total load(kg)	Working radius(m)	Rated total load(kg)
2.5 or less	2980	2.7	2270	4.0	1080	4.5 or less	790
3.0	2390	3.0	2120	4.5	985	5.0	660
3.5	1990	3.5	1680	5.0	880	6.0	520
4.0	1710	4.0	1440	6.0	770	7.0	430
4.5	1490	4.5	1260	7.0	670	8.0	380
5.0	1340	5.0	1110	8.0	570	9.0	340
5.62	1160	5.5	990	9.0	500	10.0	310
		6.0	880	9.99	435	11.0	280
		7.0	730			12.16	260
		7.82	630				

* The Rated Total Load Chart is based on actual working radius with the bending of boom attributable to load reflected and is shown with the mass of hook (30kg) included.

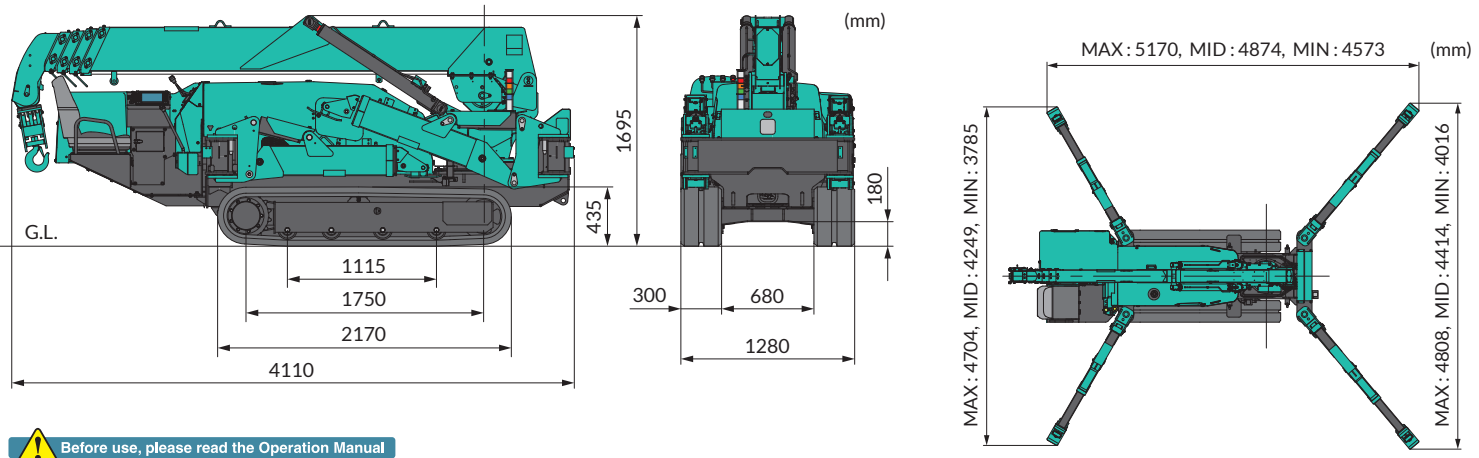
MAX. Reach Below Ground



Working Range Chart (4falls)



Dimensions



! Before use, please read the Operation Manual

* Due to improvements, the specifications are subject to change without notice.

